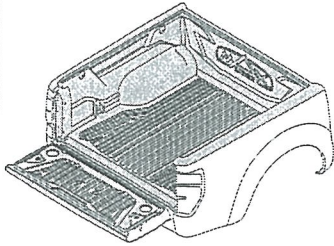
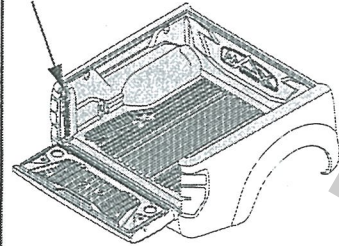


# BEDLINER INSTALLATION INSTRUCTIONS

without Plastic cover



with Plastic cover



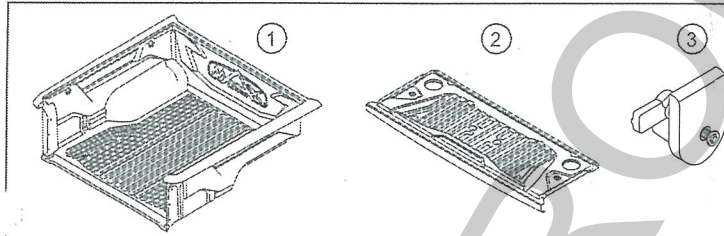
## Caution for installation

Read this mounting manual carefully, before your start the installation.

1. Area where to install product should be clean.
2. During installation, person who installed should take off any ornaments.


Product name : BED LINER FORD RANGER DBC (UL) LOGO MAX  
 Model name : FORD RANGER DBC 2012  
 Instructions : F21-0UFOD02, F21-ULFOD04  
 Inst. number : L03-1134

## Component parts



No.	Part Name	Q'ty
1.	Body liner	1 Pc.
2.	Tailgate	1 Pc.
3.	U-lock	4 Sets
4.	Plain washer	4 Pcs.

## Tools used



## Instruction procedure

