


This CATLOC® product is a permanent installation on your vehicle. Read all instructions carefully prior to installation.


*** Permanent Fix Method:** To ensure maximum security, this product is supplied with security shear nuts and bolts. To prevent easy removal of this product, all nuts and bolts must be tightened until the nut head breaks off. This should only be done when instructed and once all final checks have taken place.



Picture 1

1. Locate Catalytic Converter (CAT)


This vehicle's CAT is located above the forward cross member and positioned in front of the anti-roll bar. Once located, remove the 2 x M8 bolts as circled in Picture 1 from the CAT mounting bracket.



Picture 2

2. Position the Catloc angle.


As shown in Picture 2, locate the Catloc angle under the nearside fixing position of the CAT mounting bracket. Once in position, re-fit the existing M8 fixing bolt.



Picture 3

3. Locate Catloc Clamp.

Locate the clamp around the CAT as shown. The clamp will only locate towards the front end of the CAT and where no heat shielding is present. Insert one M8 x 30mm coach bolt through the flange fixing and secure with washer and shear nut. Rotate the clamp so that the flange is pointing towards the vehicle's gear box.



Picture 4

4. Fit Chain end bracket.

Insert one free end of the chain, into the chain end bracket. Locate the M8x40mm shear bolt the end bracket holes ensuring the thread passes between the chain link. Locate bracket in position over the offside fixing position of the CAT mounting bracket and locate shear bolt into original fixing position as shown in Picture 4.



Picture 5

5. Attach chain to clamp.

Position the chain between the flange on the clamp and insert remaining M8x30mm coach bolt. Secure with washer and shear nut.

Before final checks, ensure adequate play is left on the retaining chain.



Picture 6

6. Check Fitment.

Once fitment is confirmed, use *** Permanent Fix Method** on nut & bolt fixings.

IMPORTANT - Marking and Registration Process

This product is supplied with the CATLOC ISR catalytic converter marking and registration system. This is an integral part of the complete anti-theft solution and your catalytic converter should be marked and registered as part of this full installation process (instructions can be found inside the CATLOC ISR pack).

